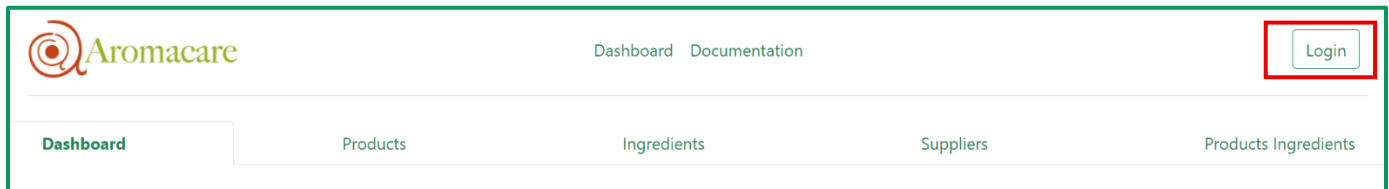


Manage Accounts

Regular Account Login

By logging in, you will be given access to the products' recipes (accounts are used for this purpose only).

1. Navigate to the system, click the 'Login' button on the top right corner.

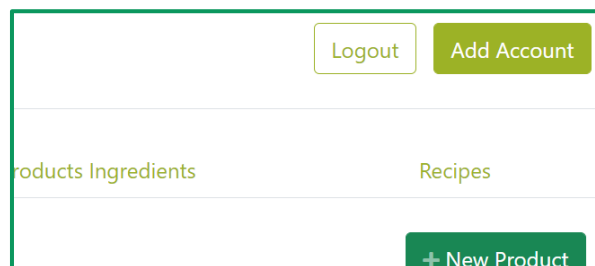


2. Enter your email address and password, then click 'Login'.
3. The products' recipes are now accessible for you.

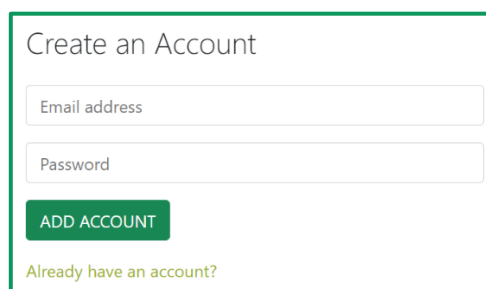
Add a New Admin Account

Aromacare's business owner can login and create admin accounts.

1. Click 'Add Account' to add new admin accounts (will only be visible when logged in the business owner's account).



2. Enter email address and password for new account.

A screenshot of the 'Create an Account' form. The form has a title 'Create an Account' at the top. Below the title are two input fields: 'Email address' and 'Password'. At the bottom of the form is a green button labeled 'ADD ACCOUNT'. Below the button is a link that says 'Already have an account?'.

3. Click 'Add Account' to save new login credentials.